

SPECIMINSIGHT

SpecimINSIGHT is an off-line software tool that allows users to browse and explore hyperspectral data, create and validate classification models. The models created with SpecimINSIGHT can be deployed on SpecimCUBE computing platform for real-time data processing.

TURN HSI DATA QUICKLY INTO APPLICATIONS

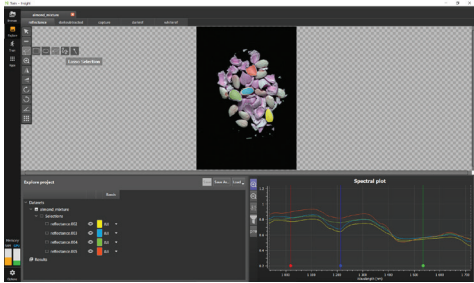
- Explore and analyse hyperspectral data
- Train qualitative and quantitative prediction models
- Apply the models on SpecimCUBE for real-time data processing

TECHNICAL DETAILS

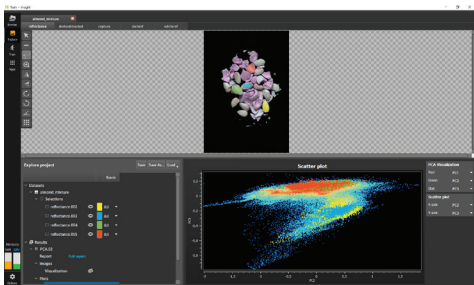
Supported O/S	Windows 10 64bit
Minimum PC requirements	Intel i3 or equivalent 4GB of RAM At least 256GB hard drive Intel HD series GPU
Recommended PC requirements	Intel i5 or equivalent 8GB of RAM CUDA v10 compatible GPU for faster offline processing SSD drive instead of HDD for faster data loading
Supported data format	ENVI
Features	<ul style="list-style-type: none">• Various plotting tools (spectral, spatial, scatter, time series)• Various selection tools (single point, rectangle, ellipse, brush, lasso, magic wand)• Principal Component Analysis (PCA)• Spectral similarity tool (SAM)• Hyperspectral calculator• Color measurement tools• Qualitative analysis with PLS-DA• Quantitative analysis with PLS• Preprocessing options : Derivative, Normalization (p-Norm, max-Norm), Mean-centering, Savitzky-Golay smoothing, Standard Normal Variate (SNV)• Creating new datasets with mosaicing• Annotating data• Real-time data processing with SpecimCUBE



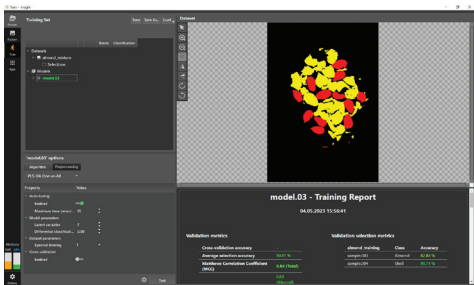
SPECIMINSIGHT



**BROWSE AND VIEW
HYPERSPPECTRAL DATA**



**EXPLORE AND ANALYZE
HYPERSPPECTRAL DATA**



**CREATE CLASSIFICATION
MODELS BY TRAINING
AND VALIDATION**



APPLY

- Transfer the classification models created with SpecimINSIGHT to SpecimCUBE and apply them for real-time data processing.
- Suitable for both industry and research applications inline, at-line, and in the laboratory.
- Sorting, quality inspection, and process optimization.
- Analysis, quantification, and monitoring of nutrients, moisture, protein, sugar, fat, pH values, etc.

Specim, Spectral Imaging Ltd. ▪ A Konica Minolta Company ▪ POB 110, FI-90591 Oulu Finland ▪ Elektriikkatie 13, Oulu Finland
Tel +358 (0) 10 4244 400 ▪ VAT Identification number FI10079234 ▪ info@specim.com ▪ www.specim.com

Information in this document is subject to change without notice. Specim, Spectral Imaging Ltd. reserves the right to change or improve its products and specifications and to make changes in content without obligation to notify any person or organization of such changes or improvements.